



YEAR 8
PARENT
INFORMATION
BOOKLET

2019 - 2020



Dear Parent/Guardian,

I would like to extend a warm welcome to you and your daughter and I hope you already feel at home here in Belfast Model School for Girls. We appreciate that the move from Primary school to 'big school' can present unique challenges for both parents and students and therefore much effort is made to ensure a smooth transition and that your daughter is happy from the outset.

For many of the girls this will be the first opportunity to develop their independence. It could be the first time travelling on a bus on their own, organising their school bag, moving around a building and following a timetable. However, remember, this is not the first time we have welcomed Year 8 students to our school. Our Year 8 team bring with them a wealth of experience and we specialise in putting the students at their ease and in helping them develop positive relationships with their fellow students and all members of staff. Throughout Year 8, students will meet with the Form Tutor on a daily basis and also have the support of myself and the Assistant Leader of Learning as well as older students. We have encountered practically every problem or dilemma and will do our utmost to resolve any issues that may arise.

This is also a time of great excitement for our Year 8 students. In the months and years ahead your daughter will be able to enjoy new subject areas, pursue new activities, form new friendships as well as achieve great results. Our school Mission Statement is 'Achievement for All' and as a school we provide many opportunities for students to achieve in many ways. I hope that your daughter will avail of the wealth of opportunities on offer.

As well as new opportunities and challenges, Year 8 is also a fresh start for everyone. George Elliot said, *"It's never too late to be what you might have been"*. In the Girls' Model we believe that every student can be who, or whatever, they want to be. In an atmosphere of respect, care and love we encourage every student to believe in themselves, their talents and abilities and to believe and hold tight to their hopes and dreams for the future.

If you would like to speak to any member of the Year 8 team, please do not hesitate to contact us. Your daughter is a valued member of our school and her well-being is paramount.

We look forward to the year ahead and hope and pray that it will be a rewarding and enjoyable Year 8 for all of our students, parents and staff.

Let today be the start of something new!

Yours faithfully,

Mrs S McKeown

Leader of Learning – Year 8

WELCOME



LEADER OF LEARNING
MRS MCKEOWN

MEET THE YEAR 8 TEAM



ASSISTANT LEADER
OF LEARNING
MRS MURPHY



YEAR 8
ASSISTANT PRINCIPAL
MRS BOYD

FORM TUTORS

MRS KELLY

.....

MRS JACKSON

.....

MISS HANNA

.....

MISS CLARKE

.....

MRS JOHNSTON

.....

MR CAMPBELL

.....

MS SIMPSON

.....

MR HANCE

.....

MISS FRYER

ATTENDANCE

A school year is very short. It has only 190 days for students. This leaves 175 days for holidays and activities at home. A school week is also very short. Most students spend 7 to 7½ hours at school on each of the five days they attend during term time. This means only approximately one third of a school day is spent in school. Most of the day and the week is spent at home. Time in school is precious. Absence from school and late coming to school has a negative effect on a pupil's educational progress, achievement and employment prospects. Therefore, daily attendance and excellent punctuality is our goal for all students, in line with our mission statement 'Achievement for All'.

Here are some of the key reasons why it is so important children attend school:

- > TO LEARN
- > TO MAKE NEW FRIENDS
- > TO EXPERIENCE NEW THINGS IN LIFE
- > TO GAIN QUALIFICATIONS
- > TO DEVELOP NEW SKILLS
- > TO BUILD CONFIDENCE AND SELF-ESTEEM
- > TO HAVE THE BEST POSSIBLE START IN LIFE

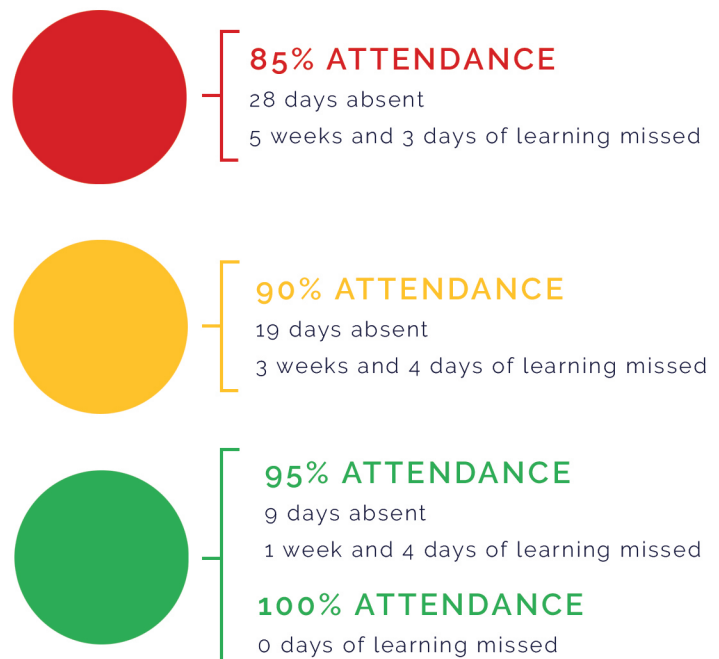
Although good attendance is expected, we do reward students for full and improved attendance. We have termly certificates and prize draws for students as well as class and year group incentives. We have an annual Attendance Award Ceremony where we celebrate excellent attendance in school. We hope you will be able to join with us next year because your daughter has attended school every day in Year 8!

ATTENDANCE

TRAFFIC LIGHTS

Every month the students are made aware of their attendance percentage. The girls discuss this with their Form Tutor and decide whether it is on target or in need of improvement using the idea of traffic Lights. The girls note their attendance percentage in their Student Planner. What surprises some girls and also parents is that 90% is not good as it would be in a test or assessment!

Every single day a child is absent from school equates to a day of lost learning.



SCHOOL REWARDS

Excellent behaviour is expected here at the Girls' Model. We endeavour to recognise and reward good manners, politeness and kindness, as well as effort and commitment to all aspects of school life. We congratulate these efforts and achievements by way of Assembly Shout Outs, post cards to parents, certificates, prizes and organised reward events.

Every half term the girls will have the opportunity to gain extra reward points for making a determined effort in certain areas as detailed below:



REWARDS FOCUS

	Focus	What could you do?
TERM 1	SEPTEMBER - DECEMBER	Kindness <ul style="list-style-type: none"> • Be polite • Have good manners • Be kind to others • Invite someone to sit with you • Think about your words and actions • Participate in the Salvation Army Hampers
	SEPTEMBER & OCTOBER	School Routines <ul style="list-style-type: none"> • Be punctual • Attend every day • Wear full & correct uniform • Be organised—pack your bag the night before • Use your Student Planner well
	NOVEMBER & DECEMBER	Extra-Curricular Involvement <ul style="list-style-type: none"> • Join at least one club • Stay committed to a club and attend regularly • Set yourself personal targets in a PE club • Try something new
TERM 2	JANUARY - EASTER	Respect <ul style="list-style-type: none"> • Think about your words and actions • Respect other people's views and opinions • Accept we are not all the same • Listen to others • Take turns
	JANUARY & FEBRUARY	Homework and equipment <ul style="list-style-type: none"> • Try your very best at all times • Use your planner to record all homework • Ensure you have the correct equipment • Hand homework in on time • Manage your time wisely • Seek help when necessary
	MARCH & APRIL	Challenge yourself <ul style="list-style-type: none"> • Try something new • Make a new friend • Set yourself personal targets – in class, at clubs, at home

EASTER - JUNE

Living without harm

- Think about your words and actions
- Think about your social media usage – should you change how you use it?
- Be mindful of others

MAY

Examination Preparation

- Make a revision timetable
- Manage your time wisely
- Ask your teachers for revision lists and revision techniques
- Set up a revision folder
- Make flashcards, mindmaps, etc.

JUNE

Attendance

- Attend every day
- Avoid getting out for appointments
- Be punctual

THE MOVE TO BIG SCHOOL

You can support
your daughter by:



- ✓ **HELPING HER TO BE ORGANISED FOR SCHOOL EACH DAY (EG ALL NECESSARY BOOKS, EQUIPMENT, PE KIT)**
- ✓ **MAKING SURE SHE GETS A GOOD NIGHTS SLEEP**
- ✓ **ENSURING SHE ARRIVES PUNCTUALLY EVERY DAY AT 8.45AM**
- ✓ **ENSURING SHE IS ONLY ABSENT FROM SCHOOL IF SHE IS REALLY UNWELL**
- ✓ **CHECKING HER STUDENT PLANNER FOR HOMEWORK AND ENCOURAGE IT TO BE COMPLETED THE DAY IT IS GIVEN**
- ✓ **TAKING AN INTEREST IN WHAT SHE IS DOING IN SCHOOL AND ENCOURAGE HER TO GET INVOLVED IN EXTRA-CURRICULAR ACTIVITIES**
- ✓ **MONITORING SOCIAL MEDIA**
- ✓ **CONTACTING HER FORM TUTOR IF YOU HAVE ANY CONCERNS**

KEY DATES

SEPTEMBER 2019

w/b Monday 2nd

TEAM BUILDING DAYS

Monday 9th

PALS GROUP

Wednesday 11th

YEAR 8 OFFICIAL PHOTOGRAPH

OCTOBER 2019

Wednesday 23rd

PALS HALLOWEEN DISCO

DECEMBER 2019

Friday 13th

PROGRESS REPORT

Wednesday 18th

CAROL SERVICE

FEBRUARY 2020

Friday 14th

PARENT TEACHER CONSULTATION

APRIL 2020

Tuesday 2nd

SPRING CONCERT

JUNE 2020

w/b Monday 1st

INTERNAL ASSESSMENTS

Tuesday 16th

SPORTS DAY

Tuesday 23rd

JUNIOR PRIZE GIVING

End of June

END OF YEAR REPORTS TO PARENTS

KEY DATES

YEAR 8 ASSEMBLY PROGRAMME

SEPTEMBER 2019

Monday 9th

SAFEGUARDING

Monday 16th

BE THE BEST VERSION OF YOU

Monday 23rd

STUDENT VOICE

Monday 30th

HARVEST

OCTOBER 2019

Monday 7th

YEAR ASSEMBLIES

Monday 14th

AUTHOR WEEK

Monday 21st

MODEL MIND TO BE KIND

NOVEMBER 2019

Monday 11th

REMEMBRANCE

Monday 18th

ANTI-BULLYING WEEK

Monday 25th

SALVATION ARMY - ACTS OF KINDNESS

DECEMBER 2019

Monday 9th

WELLBEING

Monday 16th

YEAR ASSEMBLIES

ASSEMBLY PROGRAMME

TO BE KIND

At Belfast Model School for Girls we believe in building character and instilling values which are important in shaping the girls as model citizens within the community.

Our Model Mind to be Kind programme is about helping young people understand the importance of demonstrating kindness, showing respect and living without harm not just to those people who are like them but to people who are not like them: How we relate to people who don't think the same way as us, or believe the same things, is a crucial skill that needs to be taught. These 3 principles will be addressed in assemblies and form period throughout the year.

Principle 1: Doing Acts of Kindness

a. Students are kind in what they think about themselves and others who are different to them

1. The power of our minds
2. Self esteem and esteeming others
3. Controlling your thought life
4. Keeping a healthy mind

b. Students can recognise acts of kindness in themselves and others who are not the same as them

1. What are acts of kindness?
2. The difference between being nice and being kind
3. Kindness spotting - what does it look like?
4. Kindness - can it change the world?

Principle 3: Living without harm

a. Students can recognise unkind actions in themselves and others

Assembly

1. What are harmful actions?
2. A world without harm?
3. The power of our words.
4. Why do we hurt/harm others?
5. The power to make a difference.
6. What do we do if we see harm being caused?
7. Causing harm on social media.
8. Recovering from harm - moving on.
9. Developing empathy.
10. What is emotional intelligence?

term 2

Principle 2: Showing Respect

a. Students are able to accept other people have different views to them and that it is OK that they do

1. Respect: More than a word
2. Respect: Earned or deserved?
3. Lack of respect - the consequences
4. Learning how to show respect
5. Respecting the views of others

b. Students are able to show people respect at all times even if they don't like them, what they say/do or what they believe

1. Keeping my mouth shut and my head open
2. All human - all precious

term 3

CURRICULUM MODEL

In Belfast Model School for Girls we understand that talent and capability are only the starting point. We believe that effort and determination are the key to success.

We encourage our students to embrace a growth mindset. We know that intelligence can be developed. We help our students to become resilient and persistent learners who embrace challenges and who see failures as an opportunity to learn. We strive and work hard together to ensure 'Achievement for All'.

In Year 8, classes are in three mixed ability bands.

YEAR 8	Linear Groups	REG Groups - Form Tutors' initials	Practical Sets (Art/HE/Tech)	Science/Music Sets	PE
BAND M	M	1	P1	1	M1
	O	2	P2	2	M2
	D	3	P3	3	M3
		4			
BAND O	E	5	PB1	Science & Music Linear Groups	PE Linear Groups
	L	6	PB2		
	S	7	PC1		
	W	8	PC2		M1
BAND D	A	9	Science, Art, HE & Tech Linear Groups		M2
	Y				M3

Students are taught mostly in their linear groups which are mixed teaching groups within their own band. For PE, students are taught in mixed ability groups across bands.

NURTURING GROUP

**THE 'NURTURING'
GROUP WILL BE A FORM GROUP**

The Nurturing Group is made up of those students who we know will need most support with their transfer to post-primary school. This group will have the same specialist teacher for a significant part of their week - for English, Maths, Drama, RE, Literacy and Numeracy - with a focus on the knowledge, skills and competencies required to be successful at post-primary school.

Year 8 study the following subjects:



Art



Drama



English



Geography



Home
Economics



History



ICT



French*



Learning for
Life and Work



Maths



Music



Physical
Education



Religious
Education



Science



Spanish*



Technology

FORM GROUPS

Your daughter's Form Tutor is your first point of contact.

Form Group names are based on their Form Tutors' initials.

Form Groups are organised by random allocation.

Form Groups will be mixed ability.

PLEASE NOTE

Students in **BAND M** linear group M and O will study French **AND** Spanish, linear group D will study French **OR** Spanish

Students in **BAND O** will study French **OR** Spanish

Students in **BAND D** will study enrichment Spanish **only**



Belfast Model
School for Girls
ACHIEVEMENT FOR ALL

If you have a concern about your own safety or the safety of another student the people to speak to in school are:

Mrs J Clarke

Assistant Principal & Designated Teacher for Child Protection

Mrs G Houston

Assistant Principal & Senior Deputy Designated Teacher for Child Protection

VICE
PRINCIPAL

CANTEEN
SUPERVISORS

PEER
MENTORS

CLASSROOM
ASSISTANTS

LEADER
OF
LEARNING

FORM
TUTOR

**Where else can I
get help in school?**

TEACHERS

PREFECTS

SCHOOL
COUNSELLORS
PRINCIPAL

ANTI-BULLYING
AMBASSADORS

ASSISTANT-
PRINCIPALS

ASSISTANT
LEADER OF
LEARNING



www.childline.org.uk

Our full Safeguarding Policy is available on our website at:

www.belfastgms.org/site/parents/school-policies/



Attend today
ACHIEVE TOMORROW

% Attendance Ladder for Success




365 = 185 + 180

DAYS IN A YEAR

SCHOOL DAYS

DAYS TO USE FOR FAMILY TIME, VISITS, SHOPPING,
HOUSEHOLD JOBS AND APPOINTMENTS

TARGET
95%



Best chance to succeed / Celebrate success

PERCENTAGE ATTENDANCE (%)

(NB: PLEASE KEEP ALL MEDICAL APPOINTMENTS FOR AFTERSCHOOL HOURS)



KEY STAGE 3

BEHAVIOUR FOR LEARNING CONTRACT

- | | |
|----|---|
| 1 | I will wear full uniform at all times as outlined in the school policy. |
| 2 | I will attend school every day and be punctual (8.45am - 3.35pm). |
| 3 | I will have a positive attitude to my work and always try my best. |
| 4 | I will focus in lessons, completing the work to the best of my ability. |
| 5 | I will behave in a positive manner when in school and on my way to and from school. |
| 6 | I will at all times show respect and good manners to all staff and students, using positive kind language to communicate to others. I will follow The Model Way. |
| 7 | I will complete all homework set to the best of my ability at all times. |
| 8 | I will not use a mobile phone in school at any time from 8.45am - 3.35pm. |
| 9 | I will use social media sites and ICT appropriately and in a positive manner to enhance the learning experience. |
| 10 | I will follow the school Healthy Eating Guidelines at break and lunchtime not consuming inappropriate fizzy drinks and unhealthy foods e.g. Boost/Luozade/BPM/Coke etc. |

Student's Signature:

DATE:
September 2019

As parents / guardians, I / we will encourage my / our daughter to do her best to comply with the above contract, I / we will support the school to support my / our child.

Parent/Guardian
signature:

DATE:
September 2019

As a school we will encourage and support each student to do her best to comply with the above contract.

Staff representative
signature:

DATE:
September 2019

School Timetable

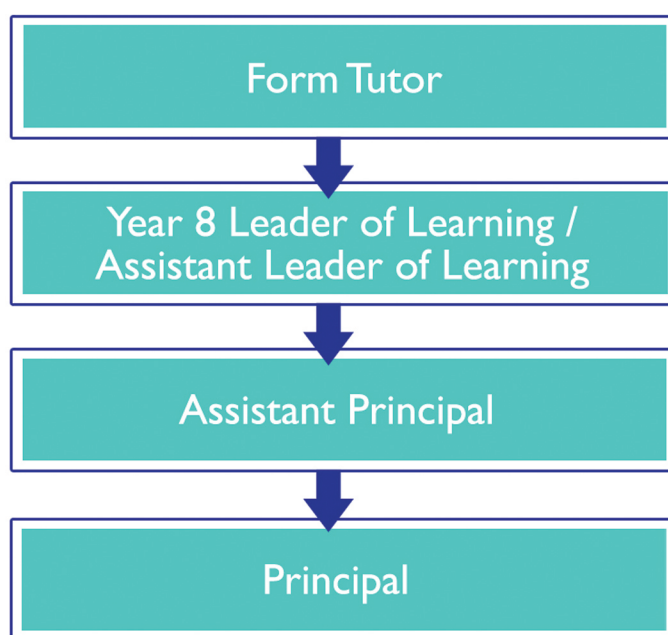
PERIOD	MONDAY	TUESDAY	WEDNESDAY	THURSDAY	FRIDAY
REGISTRATION	8.45 - 9.00	8.45 - 9.00	8.45 - 9.00	8.45 - 9.00	8.45 - 9.00
1	9.00 - 9.40	9.00 - 9.40	9.00 - 9.40	9.00 - 9.40	9.00 - 9.40
2	9.40 - 10.20	9.40 - 10.20	9.40 - 10.20	9.40 - 10.20	9.40 - 10.20
3	10.20 - 11.00	10.20 - 11.00	10.20 - 11.00	10.20 - 11.00	10.20 - 11.00
BREAK	11.00 - 11.15	11.00 - 11.15	11.00 - 11.15	11.00 - 11.15	11.00 - 11.15
4	11.15 - 11.55	11.15 - 11.55	11.15 - 11.55	11.15 - 11.55	11.15 - 11.55
5	11.55 - 12.35	11.55 - 12.35	11.55 - 12.35	11.55 - 12.35	11.55 - 12.35
6A (1st lunch)	12.35 - 1.10	12.35 - 1.10	12.35 - 1.10	12.35 - 1.10	12.35 - 1.10
6B (2nd lunch)	1.10 - 1.45	1.10 - 1.45	1.10 - 1.45	1.10 - 1.45	1.10 - 1.45
7	1.45 - 2.25	1.45 - 2.25	1.45 - 2.25	1.45 - 2.25	1.45 - 2.25
8	2.25 - 3.05	2.25 - 3.05	2.25 - 3.05	BUSES COLLECT AT 2.25PM	
9	3.05 - 3.35	3.05 - 3.35	BUSES COLLECT AT 3.05PM		
BUSES COLLECT AT 3.35PM					



Belfast Model
School for Girls
ACHIEVEMENT FOR ALL

CONTACTING US

If you have a question, query or concern about any aspect of school life, please contact:



Where at all possible, parents should avoid coming to the school without an appointment. Instead we ask that you ring ahead to seek an appointment at a time when the member of staff who you need to speak to is free. This avoids any interruptions to teaching and learning, as we do not allow teachers to leave classes for meetings.

Please ring the school, leave a message with our reception team with a brief outline of the issue and the member of staff will call you back, usually the same day. It is reasonable that this call may come the next day (for example, some staff teach all day without a break and then may have a personal appointment/child care arrangements after school). The guaranteed maximum time you will wait for a callback is 24 hours. Alternatively you can leave a note in your daughter's planner requesting a call back. If a parent does not get a call back within 24 hours, please contact the Principal.

NB: Where parents feel their complaint is of a very serious nature, or relates to the health, safety and/or wellbeing of a young person, they should make contact with the Principal or an Assistant Principal

SUBJECTS YOUR DAUGHTER

WILL BE LEARNING THIS YEAR

ART & DESIGN/DRAMA **p18**



ENGLISH **p19**



GEOGRAPHY/HOME ECONOMICS **p20**



HISTORY **p21**



ICT **p22**



MATHS/FRENCH/SPANISH **p23**



MUSIC/PHYSICAL EDUCATION **p24**



RELIGIOUS EDUCATION/SCIENCE **p25**



TECHNOLOGY & DESIGN **p26**





SUBJECT

ART AND DESIGN

CONTENT:

- Lettering/Graphic Design
- Colour Theory
- History of Art – Pop Art/ ICT
- Use of paint
- Using Line and Tone for drawing
- Basic embroidery

SKILLS SHE WILL BE DEVELOPING:

- Drawing
- Painting
- ICT – Photoshop
- How to analyse Art
- Hand embroidery skills

HOW SHE WILL BE ASSESSED:

Continual assessment based on work carried out throughout the year including key home works.

WHAT HOMEWORK WILL SHE BE DOING?

- Drawing
- Researching
- Collecting
- Learning
- Writing about Art

HOW YOU CAN HELP:

- Provide basic materials for Art.
e.g. 2B drawing pencil, rubber, sharpener, felt tipped pens
- Discuss her sketchbook with her
- Sign home works
- Encourage her
- Help her to pack correct materials for Art class



SUBJECT

DRAMA

CONTENT:

- What is a still image and how can it be used in Drama?
- How can we work as a whole group with teacher-in-Role ("Haunted House")
- How to create a Dramatic Improvisation using stimulus materials
- How to take a script from page to stage.
- How to create believable character using hot seating
- How friendships work, their value and importance

SKILLS SHE WILL BE DEVELOPING:

- Working with others
- Use of Imagination
- Confidence
- Empathy
- Self-Awareness
- Evaluation of her own and others work

HOW SHE WILL BE ASSESSED:

- Continual Assessment throughout the year based on practical skills
- Report issued in June based on attainment and progress made throughout the year

WHAT HOMEWORK WILL SHE BE DOING?

There is no formal set homework for Drama in Year 8.

HOW YOU CAN HELP:

Encourage your daughter to get involved in all Drama activities and to contribute to whole class discussions.



SUBJECT

ENGLISH

CONTENT:

Term 1

- Autobiography
- Exploring Fiction
- Focus on Reading (Accelerated Reader)

Term 2

- Identity
- Communication in the Modern World
- Focus on Reading (Accelerated Reader)

Term 3

- Examination Skills
- Shakespeare
- Focus on Reading (Accelerated Reader)

SKILLS SHE WILL BE DEVELOPING:

Communication Skills:

- Talking and Listening
- Reading
- Writing

Thinking Skills and Personal Capabilities:

- Managing Information;
- Thinking, problem solving,
- Decision making;
- Being creative;
- Working with others;
- Self-Management

HOW SHE WILL BE ASSESSED:

PTE Online Tests

Formal Controlled Assessment tasks in each of the three skill areas:

Reading, Writing, Speaking and Listening

Informal continuous assessment across each of the three skill areas:

Reading, Writing, Speaking and Listening

Your daughter will also use critical self-evaluation to assess her own work before submission for marking.

WHAT HOMEWORK WILL SHE BE DOING?

- Reading every evening as part of the Accelerated Reader Programme
- 1 x Written homework (30 mins) per week
- A learning homework may be set in addition to written and reading homework.

HOW YOU CAN HELP:

- Encourage your daughter to read and make sure she always has reading material in her bag
- Encourage your daughter to take Accelerated Reader quizzes
- Encourage your daughter to practise her English skills by logging onto revision websites at home
- Check homework tasks and deadlines in her Pupil Planner
- Sign your daughter's homework to show you have checked it
- Encourage your daughter to try her best



SUBJECT

GEOGRAPHY

CONTENT:

- All about Me – who you are in relation to the world around you.
- The UK region
- Settlement
- Global Biomes - Rainforests

SKILLS SHE WILL BE DEVELOPING:

- Map Skills
- Strategies for learning
- Independent study skills

HOW SHE WILL BE ASSESSED:

Regular topic tests – approx. every 3-6 weeks.

WHAT HOMEWORK WILL SHE BE DOING?

- Learning homeworks
- Spellings of key terms
- Research
- "Take away" homework
- Model Making – building a settlement

HOW YOU CAN HELP:

- Homework may be trialled on Google Classroom – alternatively in planners – to check on work due.
- Revise topic test – your daughter will be given a model answer prior to the test to focus her learning. Test her on the facts at home before she completes the test.



SUBJECT

HOME ECONOMICS

CONTENT:

Theory lessons:

- Introduction to Home Economics
- Health & Safety
- Equipment and cooker licence
- Weighing and measuring
- Healthy eating & the nutrients
- Home & Family Life
- Project – Farm to Fork

Practical lessons:

- Confident & Safe cooking – Cheese Toastie, Scrambled Egg, Apple Crumble
- Knife skills – Lentil Soup, Easy Pizza, Christmas Cooking
- Weighing & Measuring – Soda Bread, Bread & Butter Pudding
- Healthy Snacks – Couscous Salad, Fruity Muffins
- Cooking for my Family – Fruit Salad, Easy Spaghetti Bolognaise
- Farm to Fork – Chicken Nuggets, Potato Salad

SKILLS SHE WILL BE DEVELOPING:

- Knowledge and understanding of Home Economics.
- How to work safely, independently and confidently in the kitchen.
- A range of food preparation and cooking skills e.g. knife skills, baking skills and how to use the cooker.
- How to apply healthy eating messages to their daily lives.

HOW SHE WILL BE ASSESSED:

A range of fortnightly formative and summative assessments throughout the year as well as an end of year exam.

WHAT HOMEWORK WILL SHE BE DOING?

Regular topic research and report based tasks throughout the year to prepare for and extend learning in lessons e.g. produce a time plan for making Fruity Muffins, record and analyse your daily diet.

HOW YOU CAN HELP:

- Check homework tasks and deadlines.
- Discuss issues surrounding Home Economics as a family e.g. Where does food come from? As a family, how can we be healthier?
- Encourage your daughter to help to cook family meals at home and support her in trying new recipes.



SUBJECT

HISTORY

CONTENT:

What is History?

- Measuring Time
- Chronology
- Examining Evidence
- Reliability
- Interpretations

Who were the Normans?

- Background information
- Jobs/beliefs/types of soldiers etc

The Norman Conquest

- England before the Normans
- Rivals to the Throne
- The Battle of Stamford Bridge
- Types of Soldiers
- The Battle of Hastings
- Reasons for Norman Victory

Norman Control in England

- The Harrying of the North
- The Feudal System
- The Domesday Book
- Motte and Bailey Castles
- Stone Keep Castles
- Life in a Castle

The Black Death

- Causes of the Black Death
- Symptoms
- Reasons for the plague
- Impact of the plague on England

SKILLS SHE WILL BE DEVELOPING:

- Knowledge and understanding of various topics in KS3 History
- To use evidence to produce an argument
- How to analyse sources to test their usefulness and reliability
- How to present their findings in a structured and explained manner
- How to place events in chronological order

HOW SHE WILL BE ASSESSED:

- End of topic tests
- Structured Homeworks
- Ongoing feedback in classwork books
- Research projects
- End of year examination

WHAT HOMEWORK WILL SHE BE DOING?

- Regular topic research
- Report based tasks throughout the year to prepare for and extend learning in lessons
- Creative writing and model-making tasks (e.g. castles)

HOW YOU CAN HELP:

- Check homework tasks and deadlines in homework planner
- Discuss your daughter's learning with her regularly e.g. encourage her to share what she has learned with you
- Encourage your daughter to try her best



SUBJECT

ICT

CONTENT:

1 File Management

- Learning how to log in and save work to the network.
- Understanding the protocols of appropriate file naming and folder management

2 eSafety

- Safety using digital devices
- Online communications
- Creating an eSafety video

3 eMail

- Sending and receiving emails
- Using advanced features of email
- Setting up contacts and distribution
- Recognising the dangers of email
- Virus protection

SKILLS SHE WILL BE DEVELOPING:

- Managing Information
- Self-management
- Literacy and numeracy skills
- Research skills
- Creativity
- Working together
- Logical thinking

HOW SHE WILL BE ASSESSED:

- End of topic tests
- Task feedback
- End of year examination

WHAT HOMEWORK WILL SHE BE DOING?

- Homework sheets available from GoogleClassroom

HOW YOU CAN HELP:

- Check that homework has been completed to a high standard and that deadlines are met
- Help with revision for tests and the examination
- Encourage positive use of online platforms by being an exemplary Digital Citizen yourself

4 Desktop Publishing

- Evaluating existing companies and their logos
- Create a new logo for a chosen customer
- Research landmarks/places of interest in Northern Ireland
- Tailor the content of their research for a chosen audience
- Create a tri fold leaflet

5 "Hour of Code"

- A worldwide initiative to encourage coding.
- Your daughter will be part of a week-long festival in school with various games and activities

6 Game creation using Scratch

- Understanding the fundamentals of coding
- Building sequences in games
- Creating and editing sprite
- Adding levels

7 PowerPoint

- Evaluating existing PowerPoints and identifying problems
- Creating a PowerPoint based on "All About Me"



SUBJECT

MATHEMATICS

CONTENT:

Number - 4 operations, negative nos. fractions, decimals, percentages, place value and BIDMAS

Shape - 2D shapes (quadrilaterals & polygons) & 3D shapes

Data Handling - types of graphs and averages

Measures - Imperial & Metric, Angles

SKILLS SHE WILL BE DEVELOPING:

- Basic manipulation of numbers
- Problem Solving
- Managing Information
- Working with others
- ICT skills

HOW SHE WILL BE ASSESSED:

- End of topics written assessments
- Weekly homeworks
- Numeracy Ninjas scores
- Teacher observations
- PTM computer assessments at the beginning and end of Year 8

WHAT HOMEWORK WILL SHE BE DOING?

- One written homework each week in homework book
- Other home works could include: learning times tables, key vocabulary, research, finishing classwork or revising for end of topic assessments

HOW YOU CAN HELP:

- Looking at classwork book together and asking questions about the work
- Helping to learn times tables
- Signing homeworks
- Visiting websites such as woodlands junior and topmarks to revise skills and concepts being taught
- Encouragement to log onto Accelerated Maths at home to revise work from class
- Ensure Amazing Brains pack is being used maximise learning – creating revision cards at the end of each topic and using notepad to practice questions.



SUBJECT

FRENCH AND/OR SPANISH

CONTENT:

Greetings, schoolbag items, age, birthday, classroom furniture, alphabet, countries, nationalities, family pets, colours.

SKILLS SHE WILL BE DEVELOPING:

Listening for key words and phrases and knowing the meanings of these in English, spelling in French or Spanish key items of vocabulary, saying personal details and key items of vocabulary, writing single words and short phrases in French or Spanish.

HOW SHE WILL BE ASSESSED:

Homework booklet, class tests, vocabulary and end-of-unit tests, peer/self assessment.

WHAT HOMEWORK WILL SHE BE DOING?

Vocabulary learning for meaning and spelling, grammar rules and corresponding exercises, topic-based tasks incorporating reading and writing activities, learning to say the key words and phrases in French or Spanish.

HOW YOU CAN HELP:

Ask vocabulary from English to Spanish/French, checking for spellings, use flashcards to consolidate meaning of vocabulary in English, check all homeworks for presentation and content. Ensure that the homework is completed by checking planner.



SUBJECT MUSIC

CONTENT:

- All About Me raps
- Music notation
- The elements of music
- Metre
- Recorder

SKILLS SHE WILL BE DEVELOPING:

- How to rap to a steady pulse
- How to read music notation
- How to write music notation
- How to perform on an instrument

HOW SHE WILL BE ASSESSED:

- Performing – practical assessment each week
- Composing – practical
- Written test at the end of each unit

WHAT HOMEWORK WILL SHE BE DOING?

- Practising performance work on recorder
- Writing up rap
- Spellings
- Practice of writing music notation
- Revising for end of unit tests

HOW YOU CAN HELP:

- Check homework planner for homework
- Encourage the making of condensed revision notes at the end of each unit
- Listen to the practice her performance pieces



SUBJECT PHYSICAL EDUCATION

CONTENT:

A broad range of sporting activities including:

- Hockey
- Netball
- Gymnastics
- Athletics
- Dance

SKILLS SHE WILL BE DEVELOPING:

Practical skills for each of the activities and applying those skills to the game situation or performance scenario.

Alongside this, each student will develop:

- Team working skills
- Communication skills
- Leadership skills
- Evaluating skills

Each student will be challenged to identify areas of strength and develop weaknesses within each activity area.

HOW SHE WILL BE ASSESSED:

Each activity will be marked out of 20:

10 marks: Skills in isolation

6 marks: Application of skills in the game/performance

2 marks: Knowledge of the component of fitness required for each activity

2 marks: Attitude to Learning

WHAT HOMEWORK WILL SHE BE DOING?

It is encouraged that each student participates in at least one extra-curricular PE club every week.

- Practice of writing music notation
- Revising for end of unit tests

HOW YOU CAN HELP:

You can support your child by ensuring she is prepared with PE kit for every lesson.



SUBJECT

RELIGIOUS EDUCATION

CONTENT:

1. All About ME

- Appreciating talents as being given by God
- Describing myself

2. God and the Bible

- The Bible as a special book
- The structure of the Bible
- Locating Bible references

3. Christmas Story

- The season of Advent
- The Christmas story
- Significance of Christmas for Christians

4. Jesus' World

- Geography of Palestine
- Roman Occupation
- Homes in Jesus' time/Daily Life
- Places of worship/Religious leaders

5. Followers of Jesus

- The 12 disciples
- Women who followed Jesus
- Outcasts
- Zacchaeus
- Religious Authorities

6. Christians Through the Ages

- Saint Patrick
- William Wilberforce
- Martin Luther

7. Islam

- The origins, beliefs and practices of Islam
- The Islamic way of life/Islamic festivals

SKILLS SHE WILL BE DEVELOPING:

- Managing Information
- Self-management
- Literacy skills
- Creativity
- Working together
- Locating Biblical References

HOW SHE WILL BE ASSESSED:

- End of topic tests
- Task feedback
- End of year examination

WHAT HOMEWORK WILL SHE BE DOING?

- Homework Booklet
- Learning Home work

HOW YOU CAN HELP:

- Check that homework has been completed to a high standard and that deadlines are met
- Help with revision for tests and the examination



SUBJECT

SCIENCE

CONTENT:

A broad range of Science topics to include:

- Safety and Solutions
- Cells
- Particles and Heat
- Sound
- Human Reproduction
- Elements, Compounds and Mixtures
- Planet Biology

SKILLS SHE WILL BE DEVELOPING:

- Practical skills
- Communication skills
- Literacy Skills
- Numeracy skills
- Working with others
- Following instructions

HOW SHE WILL BE ASSESSED:

- Homework
- Feedback in classwork books
- End of topic tests
- End of year examination

WHAT HOMEWORK WILL SHE BE DOING?

Weekly homework to include a combination of:

- Written
- Learning
 - Key words
 - Definitions
 - Revision for tests
- Spellings
- Research

HOW YOU CAN HELP:

- Check homework tasks and deadlines in homework planner
- Discuss your daughter's learning with her regularly
- Discuss the feedback she has been given from her teacher
- Encourage your daughter to try her best



SUBJECT

TECHNOLOGY & DESIGN

CONTENT:

- What is Technology?
- Safety in Technology
- Introduction to the Design Process
- Learning to design
- Introduction to Materials Technology – Wood
Manufacturing a Christmas project
- Introduction to Computer Aided Design (CAD)
- Energy
- Technology and the environment

SKILLS SHE WILL BE DEVELOPING:

- Communication skills
- Reading
- Writing
- Listening
- Analytical
- Problem solving
- Decision making
- ICT skills

HOW SHE WILL BE ASSESSED:

- Class tests at set points throughout the year
- Assessment of practical skills – design & manufacture
- Quality of written work in both classwork book and homework
- Summer examination

WHAT HOMEWORK WILL SHE BE DOING?

Homeworks will be either research based or the completion of a Learning Diary.

HOW YOU CAN HELP:

- Ensure that all homework is completed on time and is well presented
- Help with the revision of topics before tests and assessments



Belfast Model
School for Girls
ACHIEVEMENT FOR ALL