



Be Assessment *Ready*

***** YEAR 8 *****

Achievement for All

SETTING UP FOR EXAMS

Be organised:

- Get files or folders for each subject and start putting important information in at the end of each day.
- You will waste time looking under a mountain of paper for the one you want when you could have spent that time revising.



Make a list of subjects and topics that you need to revise:

- One way of doing this is to get an A3 blank sheet of paper and fold it half, fold it again and again. When you open it, you will have 8 rectangles on each side. At the top of each rectangle write the name of your subject e.g., maths, English, history, Spanish. Then make a list of all the topics you need to revise in each subject e.g., under geography you could have volcanoes, weather, ecosystems, countries of the world.

Start early:

- Sooner you start the less you will have to do each day and the less stressed you will be.

Revision Timetable:

- Make a realistic revision timetable that will work for you.
- Allow time to get this completed – it is a good investment of time.
- Ask parents/form tutor to help if you find this difficult.

	1700-1800	1800-1900	1900-2000	2000-2100	2100-2200
MON:	Rehearsal	MAKE REVISION TIMETABLE	COLOUR IN TIMETABLE	Rehearsal	Rehearsal
TUE:	Biology Exam Class??	DEUS EX	GENERAL STUDIES: Read, Calculate & Hobbes	Rehearsal	Rest Session
WED:	Rehearsal	Collect old ASG!	KTAB	10:55:100 Smash (chocolate)	Rehearsal
THUR:	File notes on Aquinas	Review Bismarck Sec, Sec	ESSAY FOR R.S.	Review SKILLS	Make Exam for End Result
FRI:	ACTS & DEBATING Soc.	Duch. of @ NEW	Malvi Vile!!	NEW word Crap	Mubomwa on Telly

Equipment:

- Keep all the equipment you need handy e.g. pens, calculator, paper, notebooks, postcards, post-its, flash cards etc.
- Wasting 20 mins looking for a pen is not good use of revision time!



Revision Timetable

It's time to create a revision timetable for yourself
Here are some simple steps

- Break up your subjects.
- Think about where you need to focus. ...
- Be realistic. ...
- Expect the unexpected. ...
- Make your plan.

Don't be over ambitious – break work down into small chunks.

Assess how familiar you are with each topic and focus on your weak areas.

Take breaks, do short (45 minute) sessions often and include fun stuff / rewards – that way you are more likely to stick to your timetable.

Use different colours for different topics.

Remember to keep reviewing what you have revised and testing yourself at the end of the day, the next day and the end of the week - this will help you to recall the information in the exam.

You do not need to study from 9am-10pm; decide which hours of the day you can concentrate best

Mix up your timetable to focus on weaknesses!

Time	Monday	Tuesday	Wednesday	Thursday	Friday
4pm					
5pm					
6pm					
7pm					
8pm					
9pm					

Time	Saturday	Sunday
10am		
11am		
12pm		
1pm		
2pm		
3pm		
4pm		

HOW TO GET GOOD RESULTS

You can't revise it if you haven't learned it!

Revision is re-looking at information you have learned previously.

'Knowing' depends on understanding and remembering information.



Your attitude is important!

Success is 80% attitude & 20% skill!



Every lesson counts and your attendance is vital!

Go to all lessons and make them work for you – it is not whether you like the teacher or not, whether you find it difficult, whether you find it boring – it is what you are getting out of it that matters.



This is YOUR result.

Regardless of what has happened in the past you can always change your future.



YOU ONLY FAIL IF YOU GIVE UP!

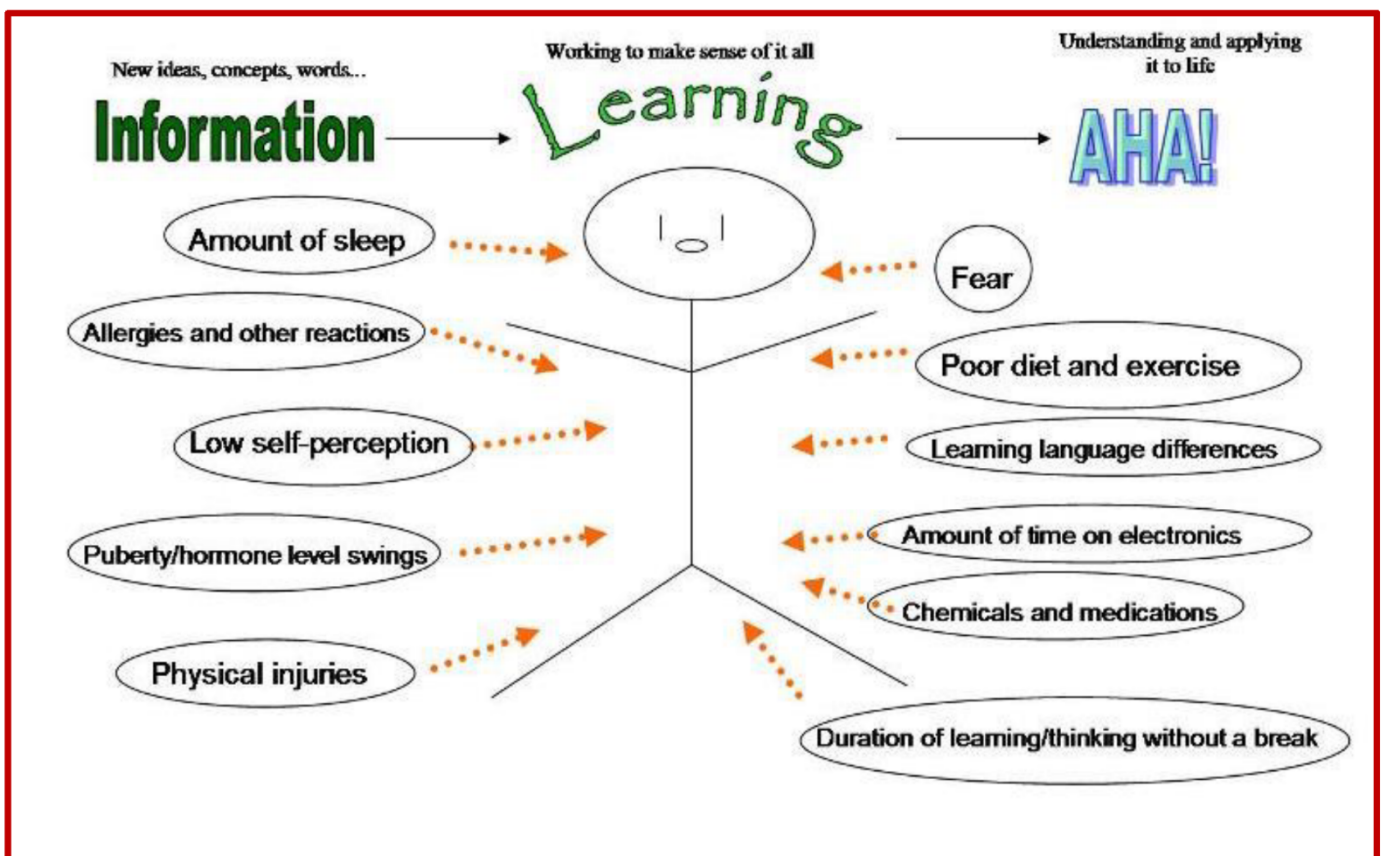
OBSTACLES TO LEARNING



Before you can give your all to your revision you need to think about any obstacles that are in your way of learning.

It could be motivation, time management, lack of a quiet place to work, being unsure of what to do or could be something unrelated to school?

You need to take some time and have a think about what these obstacles could be so that you can try to overcome them to ensure that you are fully prepared for your assessments.



[This won't be popular BUT....

Having your phone out while doing your homework or your revision has been shown to reduce performance by 20%. Even having the phone in your room has been shown to be distracting –so put your phone in another room.

Playing music while revising will make your task harder because any speech-like sounds, even at low volumes, will automatically use up part of the brain's attention capacity.

To Help Prepare for the KS3 Assessments

WHAT to learn



- Use the checklists for each subject to help you divide up your learning over the available time.
- Tick off each part of the list as you complete your work – this will help you to keep track of your progress.

WHEN to learn



- Use the schedule to allocate days that are available for learning.
- Discuss this at home so that everyone is aware of the plan.
- Write on the schedule which subjects can be covered on which days.
- Try to allocate the slots evenly for each subject.
- Remember little and often works better than cramming at the last minute.
- Try to use these next two weeks before the Christmas holidays to work through some of the checklists for each subject.

HOW to learn



- Use your flashcards and other self quizzing methods to test your learning. This will help you find out what you already know and what you still have to learn.
- You could try and turn the subject checklists into questions; write out your answers on a file page or ask someone to quiz you at home. Use your notes to find out if you have answered correctly and in enough detail.
- Remember you are not starting from scratch; you have already covered all this information in class and you have learnt the material previously for class tests and homework's.

REVISION SESSIONS AT HOME

Organisation is key.

Have an aim for each session e.g., by the end of this session I will have...

Identify what you already know and the parts you need more time on – self testing will help.

Break all topics into do-able chunks and don't just read at this stage but do something active with it – use the ideas in this booklet.

Short bursts of 20-25 mins are more effective. Your concentration will lapse after an hour. Take short breaks.

Find a suitable, quiet place – refuse to be interrupted or distracted.

#youcandothis #trytrytry


REVISION STRATEGIES

Brain Dump

All that is needed is a sheet of paper and 2 different colours of pens!

1. Take a page - write 'Brain Drop' at the top and beside it a topic you have been studying e.g., World War 2 in history
2. 'Recall' as much information as you can remember about this topic by writing it on the page.
3. AFTER this you should use your notes - fill in information you have forgotten in a different colour of pen. The information in the different colour of pen can be the information that you focus on learning for the next few days.
4. Repeat this activity a few days later and hopefully you will see an increase in the information that you can remember.

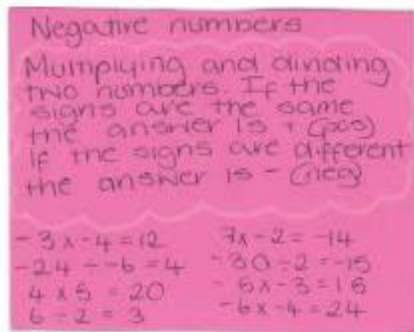
This can be used for almost every subject.



Flash Cards

Writing your class notes in a shorter form either on paper or revision cards or even post it notes.

It can be useful to write down key words, phrases, definitions, or rules you need to learn



Quizzes

We all love a little quiz! A great way to revise is to test yourself. You CAN use your notes to begin.

Firstly, choose a topic to revise e.g., the Ten Commandments in RS or reproduction in biology.

Make yourself a quiz with a separate page containing the answers. There are some multiple-choice quizzes and word searches that you can create online, but a simple pen and paper will work too.

Put the quiz somewhere safe for a week then answer the questions - check your answers.

You could also do this for a friend and vice versa or ask someone at home to create the quiz and for you to answer.

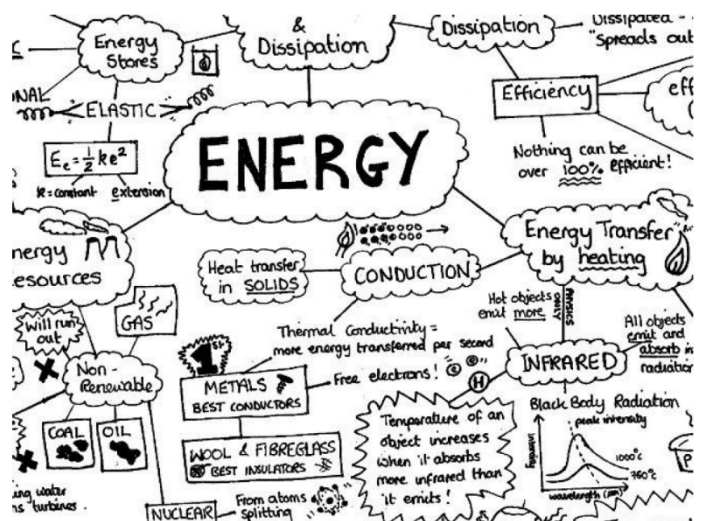
Remember praise yourself both for what you get correct and for the mistakes you make - we learn from making mistakes!

Concept Maps

Sometimes referred to as a mind map and is a visual organisation and representation of knowledge. It shows concepts and ideas and the relationships among them.

You create a concept map by writing key words (sometimes enclosed in shapes such as circles, boxes, triangles, etc.) and then drawing arrows between the ideas that are related.

You can add a short explanation next to the arrow to explain how the concepts are related.

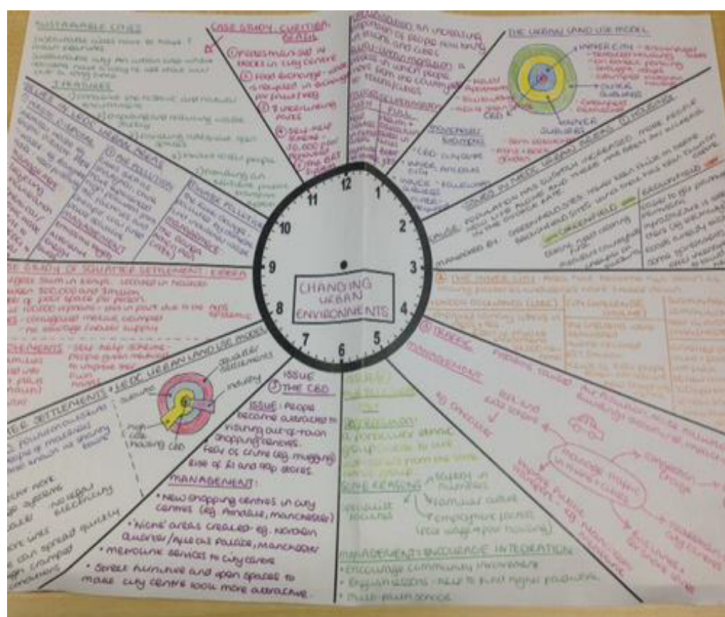


Revision Clocks

A way of revising which can break a topic down into 12 sub-categories.

Make notes in each chunk of the clock.

Revise each slot for 5 minutes, turn the clock over and recite back certain sections of the clock. 'e.g., what was in section 2-3'.



Rhymes

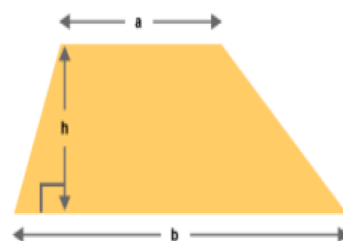
Making up rhymes/songs.

For example, to learn the formula for the area of a trapezium sing the following to the tune of Pop Goes the Weasel

Half the sum of the parallel sides
Times the height between them
That is how you calculate
The area of a trapezium

Trapezium

The area of a trapezium is $\frac{1}{2} \times h \times (a + b)$



Mneumomics

Make up funny words (Mnemonics) where the letters stand for the key words of a topic.

You can record these on KEY FACTS CARDS or in a revision book. e.g., to memorize the names of the planets:

"MY VERY EDUCATED MOTHER JUST SERVED US NACHOS"

Use the planetary mnemonic where each of the initial letters matches the name of the planets in our solar system (Mercury, Venus, Earth, Mars, Jupiter, Saturn, Uranus, Neptune).

Time	Monday	Tuesday	Wednesday	Thursday	Friday
4pm					
5pm					
6pm					
7pm					
8pm					
9pm					

Time	Monday	Tuesday	Wednesday	Thursday	Friday
4pm					
5pm					
6pm					
7pm					
8pm					
9pm					

Time	Monday	Tuesday	Wednesday	Thursday	Friday
4pm					
5pm					
6pm					
7pm					
8pm					
9pm					



History Revision

Topic: What is history?

Success Criteria: You should be able to:	Notes	Checked	Rechecked
Put events into chronological Order			
Use Time labels accurately			
Name centuries			

Topic: The Normans

Success Criteria: You should be able to:	Notes	Checked	Rechecked
Explain why there were rivals for the throne in 1066			
Explain why each rival thought he should be king			
Describe the events of the Battle of Stamford Bridge			
Describe the events of the Battle of Hastings and its importance			

Topic: Castles

Success Criteria: You should be able to:	Notes	Checked	Rechecked
Identify features of Motte & Bailey Castles			
Describe attacking and defending Motte & Bailey Castles			
Explain the good points and Bad Points about Motte and Bailey Castles			

Topic: Stone Castles

Success Criteria: You should be able to:	Notes	Checked	Rechecked
Label the rooms in a stone keep			
Explain the functions of the rooms in a stone keep.			



Geography Revision

Topic: Where do I live?

Success Criteria:	Notes	Checked	Rechecked
Identify map of Northern Ireland – counties, loughs and location of Belfast			
Identify map of the UK – countries and capitals			

Topic: Rivers & Landscape Processes

Success Criteria:	Notes	Checked	Rechecked
The Water Cycle			
Weathering and Erosion			
Landforms – valleys, waterfalls, and meanders			

Topic: Caring for our world

Success Criteria:	Notes	Checked	Rechecked
Comprehension task about pollution			

Topic: Rainforests

Success Criteria:	Notes	Checked	Rechecked
Key terms to learn – Biomes, Indigenous, sustainability			
Location of global biomes			
Structure of the rainforest			
Flora and fauna of the rainforest			
Draw a climate graph			
Life in the rainforest			



Maths Revision

Topic: Numbers

Success Criteria: You should be able to:	Notes	Checked	Rechecked
Write numbers into words and words into numbers			
Add & subtract whole numbers			
Times tables			
Order whole numbers			

Topic: Shapes

Success Criteria: You should be able to:	Notes	Checked	Rechecked
Name shapes and triangles			
Name 3D Shapes – names vertices, faces and edges			
Name 3D Shapes with their nets			

Topic: Fractions & Percentages

Success Criteria: You should be able to:	Notes	Checked	Rechecked
Simplify fractions			
Equivalent fractions			
Percentage of amounts			
Convert fractions, decimals, and percentages			
Add and subtract fractions (including mixed fractions)			
Order decimals			

Topic: Maths

Success Criteria: You should be able to:	Notes	Checked	Rechecked
Match metric units to real life			
Convert metric units			
Rounding			
Types of numbers (Square, multiples, cube, factors, HCF & LCM)			
Negative numbers			
Volume of cuboid			
Perimeter and area of cuboid and triangle			
BIDMAS			
Bar charts			



RE Revision

Topic: Christmas story

Success Criteria:	Notes	Checked	Rechecked
Angel telling Mary of a son			
Shepherds and angels			
Wisemen, Star, gifts			
Real meaning of Christmas / Commercial Christmas			

Topic: Jesus' World

Success Criteria:	Notes	Checked	Rechecked
Label map of Palestine			
House			
Clothes			
Daily life as a girl			
Jobs men did			
Sabbath day			
Religious buildings (Temple, Synagogue)			
Jewish religious leaders			

Topic: Followers of Jesus

Success Criteria:	Notes	Checked	Rechecked
12 Disciples			
Mary & Martha			
Nicodemus			
Zacchaeus			
Outcasts			



Belfast Model
School for Girls
ACHIEVEMENT FOR ALL

Technology Revision

Topic:			
Success Criteria:	Notes	Checked	Rechecked
Safety Rules and Safety Symbols			
Design Process			
Measure			
Hand Tools			
Softwoods and Hardwoods			
Thermoplastics and Thermosetting Plastics			
Conductors and Insulators			
Electronics Components and their Symbols			
Circuits			
Soldering			



Music Revision

Topic: Notation

Success Criteria: You should be able to:	Notes	Checked	Rechecked
Know what a treble clef looks like			
Know what a stave is			
Draw notes on the stave			
Know the names of the notes			
Understand the different lengths of notes and what they are called			
Follow a simple piece of music notation			

Topic: Elements of Music

[illegible]



English Revision

Topic: Reading

Success Criteria: You should be able to:	Notes	Checked	Rechecked
Recognise; a simile, a metaphor, repetition, alliteration			
Read and extract key information from an unseen text			
Understand the terms audience and form			

Topic: Writing

Success Criteria: You should be able to:	Notes	Checked	Rechecked
Understand the structure of a narrative piece of writing and personal writing (beginning, middle and end)			
To demonstrate a range of punctuation and vocabulary			
Be able to check for accurate spelling, punctuation and grammar (proof reading)			



French Revision

- **Speaking test** - conducted by teacher in May before exam week. You will be given 10 questions to prepare answers for in French.
- **Reading exam** - 30 mins - revise the English meanings of the key French vocabulary in the topics listed below.
- **Writing exam** - 30 mins - revise the French spelling of the key vocabulary in the topics listed below.

Topic:			
Success Criteria: You should be able to:	Notes	Checked	Rechecked
Greet someone, give your name, say how you are, ask friend their name and ask how they are.			
Numbers to 31			
Brothers and sisters			
Giving your age and asking someone their age			
Classroom objects and describing a classroom (un/une/des)			
Saying what you like and don't like			
Descriptions of a person (including qualifiers eg. assez, un peu)			
Activities (Module 1 unit 5 e.g. Chanter, bloguer)			
Saying when your birthday is and asking someone when their birthday is.			
School subjects, & opinion phrases, reasons			
School uniform, colours (adjectival agreement)			



Spanish Revision

The Year 8 Spanish summer exams:

- **Speaking test** - conducted by teacher in May before exam week. You will be given 10 questions to prepare answers for in Spanish.
- **Reading exam** - 30 mins - revise the English meanings of the key Spanish vocabulary in the topics listed below.
- **Writing exam** - 30 mins - revise the Spanish spelling of the key vocabulary in the topics listed below.

Topic:			
Success Criteria: You should be able to:	Notes	Checked	Rechecked
Greetings, giving your name, saying how you are, asking friend their name and asking how they are.			
Schoolbag objects, un/una, saying what you have and don't have			
Numbers to 31			
Giving your age and asking someone their age			
Months of year and days of week.			
Saying when your birthday is and asking someone their birthday date.			
My, your, his/her			
'The' in Spanish			
Classroom objects			
New Technology vocab and phrases			
Saying where you are from (countries) and asking where someone is from			
Nationalities (& agreement)			
Where you live (verb 'vivir'), saying what languages you speak (verb 'hablar')			
Brothers and sisters phrases (verb 'llamarse')			
Pets, colours/descriptions			



ICT Revision

Topic: File Management

Success Criteria: You should be able to:	Notes	Checked	Rechecked
Know the difference between a file and folder?			
Know how creating folders help us?			
Know what are the DO's and DON'T's of naming files			
Know the benefits of using your network area (e.g. gms account)			
Know why should you never save to the local side of the computer (e.g. desktop/my documents)			

Topic: Health & Safety

Success Criteria: You should be able to:	Notes	Checked	Rechecked
Know what are health and safety rules for a computer room?			
Know what could happen if too many plugs are plugged into a socket?			
What action should you take if you found broken equipment?			
Know what each of the following are and how you would prevent them: <ul style="list-style-type: none">• RSI• Eye strain• Sore neck/back			
What are the main safety hazards in a computer room?			

Topic: ESafety

Success Criteria: You should be able to:	Notes	Checked	Rechecked
Name ways you can stay safe online?			
What advice would you give to a friend who is feeling uncomfortable/harassed while online?			
Why should you keep your social media private/restricted?			
What does social media mean?			
How can you report someone who is harassing you online?			
What are the top tips to staying safe while online?			
What are the TWO major concerns with online safety *clue- they both begin with the letter 'C'			

Topic: Word Processing

Success Criteria: You should be able to:	Notes	Checked	Rechecked
What do we use to do word processing?			
Know where the icons are to do the following: <ul style="list-style-type: none">• Bold• Underline• Change text size• Change font colour• Change the font• Insert a header• Insert a footer• Insert word art• Insert a picture from file• Insert an online picture			
Why would you use a header/footer?			
What is the difference between a header and footer?			
Know the short cut keys for the following: <ul style="list-style-type: none">o Copyo Cuto Pasteo Saveo Printo Undoo Redoo New documento Spell checko Select all			
Know the difference between rows and columns on a table			

Topic: ESafety (Content)

Success Criteria: You should be able to:	Notes	Checked	Rechecked
What does the term “online content”?			
What are the dangers of online content?			
When we say stay SMART online what does SMART stand for?			
Be able to list 3 things that may be a red flag that someone isn’t being genuine online.			

Topic: Movie Maker

Success Criteria: You should be able to:	Notes	Checked	Rechecked
What software do we use to create videos in school?			
Know the difference between audience and purpose			
Why is it always best to gather research before carrying out a project?			
Know where to find the following tools in Movie Maker, understand			

what they are and be able to explain what they do: <ul style="list-style-type: none"> • Background colour • Text colour, font and size • Transition/animation • Captions • Title • Credits • Visual effect 			
---	--	--	--

Topic: Email			
Success Criteria: You should be able to:	Notes	Checked	Rechecked
What does email stand for?			
Advantages and disadvantages of email?			
Who is the recipient of an email?			
What does CC stand for and what does it allow you to do?			
What does BCC stand for and what does it allow you to do?			
What should you avoid doing when writing an email?			
What is a virus?			
Give 2 examples of well-known viruses			



Science Revision

Topic:			
Success Criteria: You should be able to:	Notes	Checked	Rechecked
Safety and solutions			
Cells			
Particles & Heat			
Human Reproduction			
Elements, Compounds & Mixtures			
Sound			

At the beginning of each booklet there is a list of all the learning objectives for that topic. You should look at these closely and pay particular attention to the objectives that you don't understand. You should still have revision cards or notes that you made throughout the year which will help.

The PowerPoints that were used and some video resources are also available on Google Classroom to help in your revision.

You will have to draw graphs and complete calculations so make sure

you bring a **calculator**, **pencil** and **ruler** to your exam otherwise you

may miss out on marks.





Belfast Model
School for Girls
ACHIEVEMENT FOR ALL

Home Economics Revision

Topic:			
Success Criteria: You should be able to:	Notes	Checked	Rechecked
Label equipment and uses			
Food preparation skills – knife skills, rubbing-in method, using the cooker			
Health & Safety in the kitchen			
Nutrients – job / function and best food sources			
Healthy eating and the Eatwell Guide			
Weighing and measuring			
Family life			